

## Lektionsstudiedag på Midtsjællands Gymnasium 31/8 2020

Deltagere:

Fra Midtsjællands G.: Team Haslev (leder : Flovian T. Næs), Team Ringsted (leder Jeanette Axelsen)

Fra Københavns Universitet: Britta Jessen, Camilla Østergaard, Carl Winsløw

### Program

9.05-11.15: Studielektion efterfulgt af refleksionsmøde

- i Ringsted (Team Ringsted, CW, CØ)

- i Haslev (Team Haslev, BJ).

11.15-11.45: Transport til Haslev for Ringsted gruppen, pause for de andre

11.45-12.30: Frokost

12.30-13.30: Oplæg om lektionsstudier (CW)

13.30-15.00: Fælles erfaringsopsamling og mere om lektionsstudier (BJ)

PROJECT COORDINATOR

Matija Bašić, Faculty of Science, University of Zagreb

mbasic@math.hr


time-project.eu.

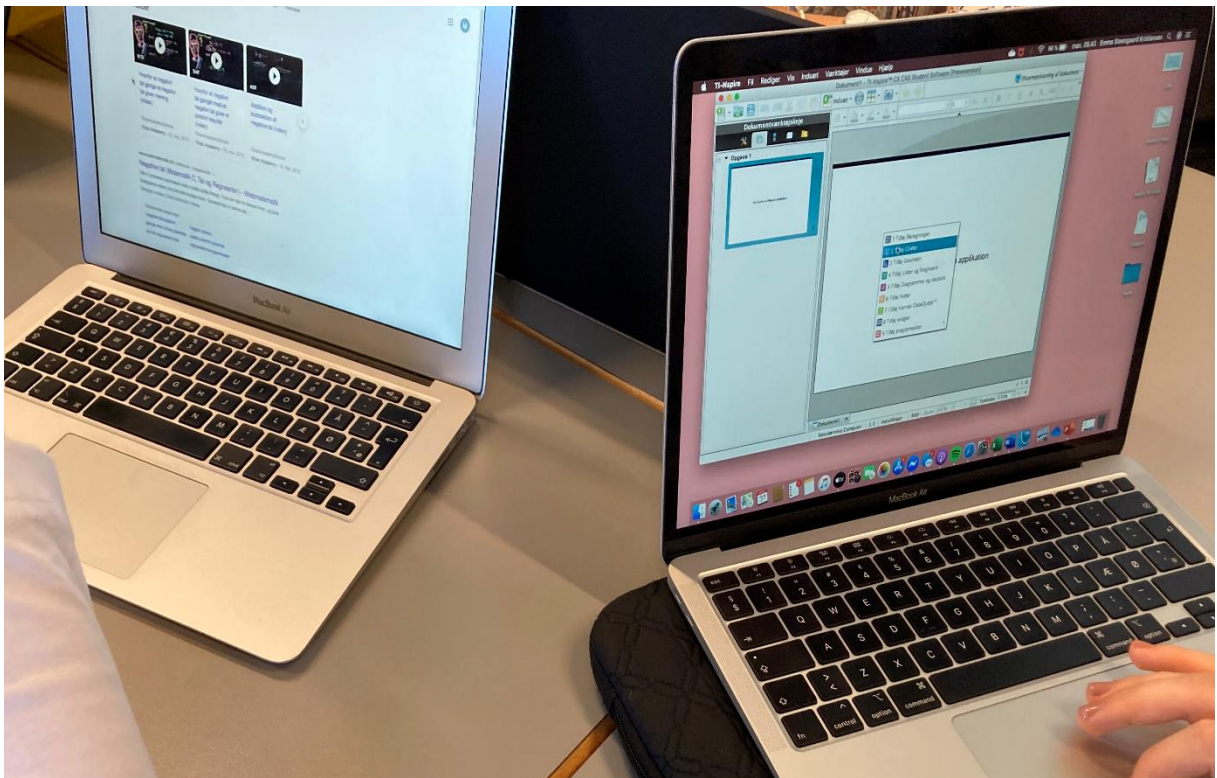
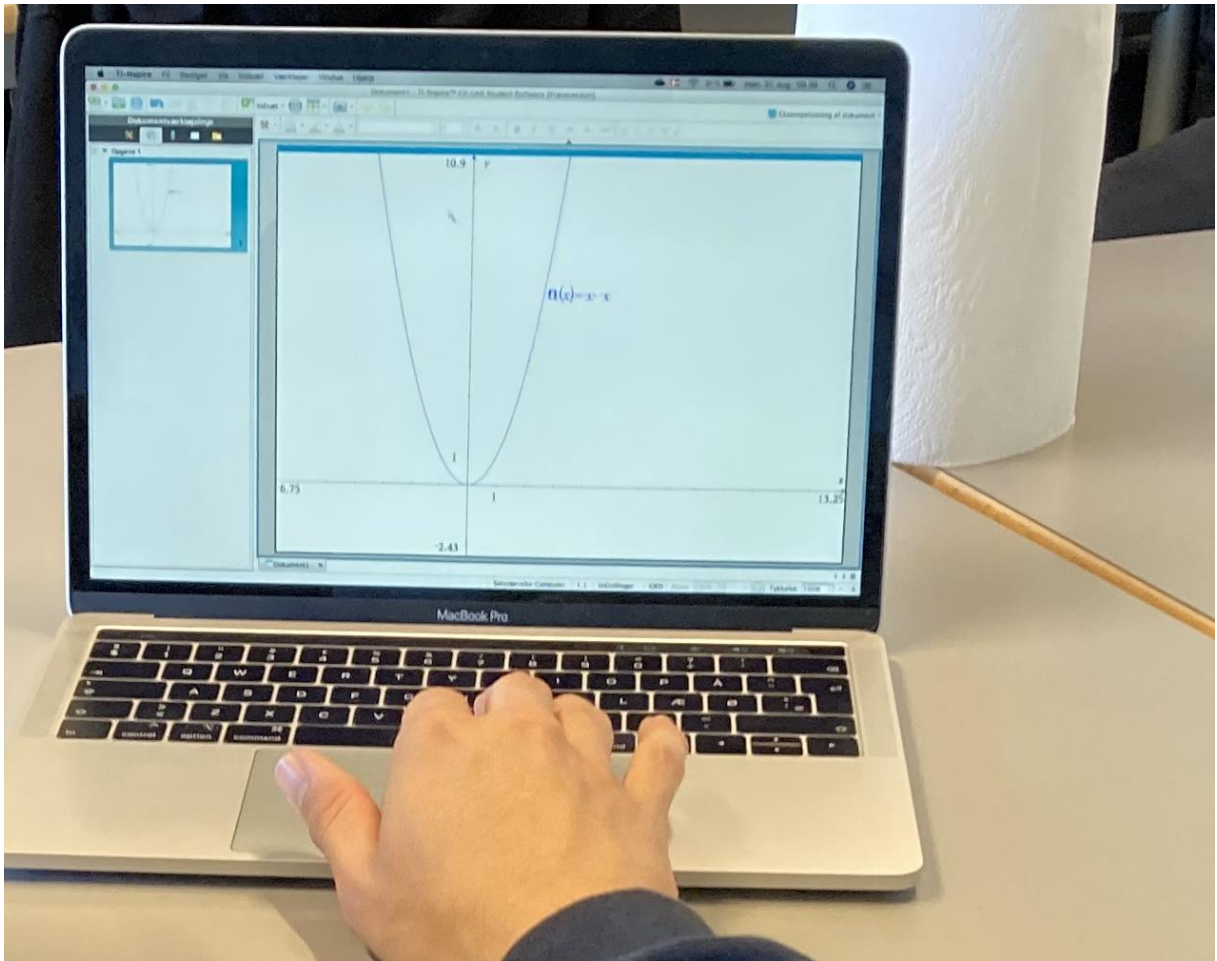
Co-funded by the  
Erasmus+ Programme  
of the European Union

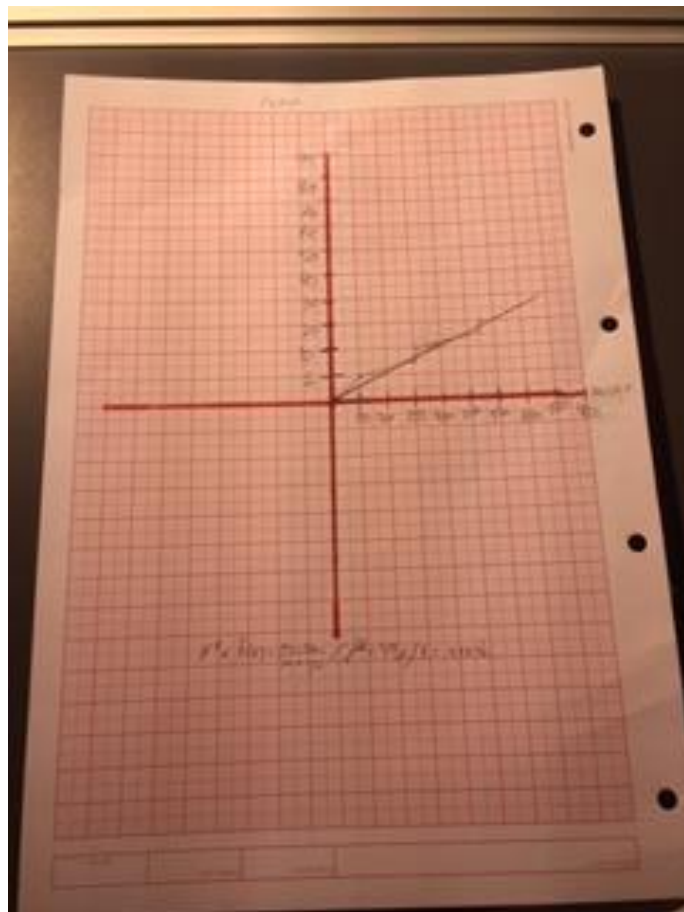
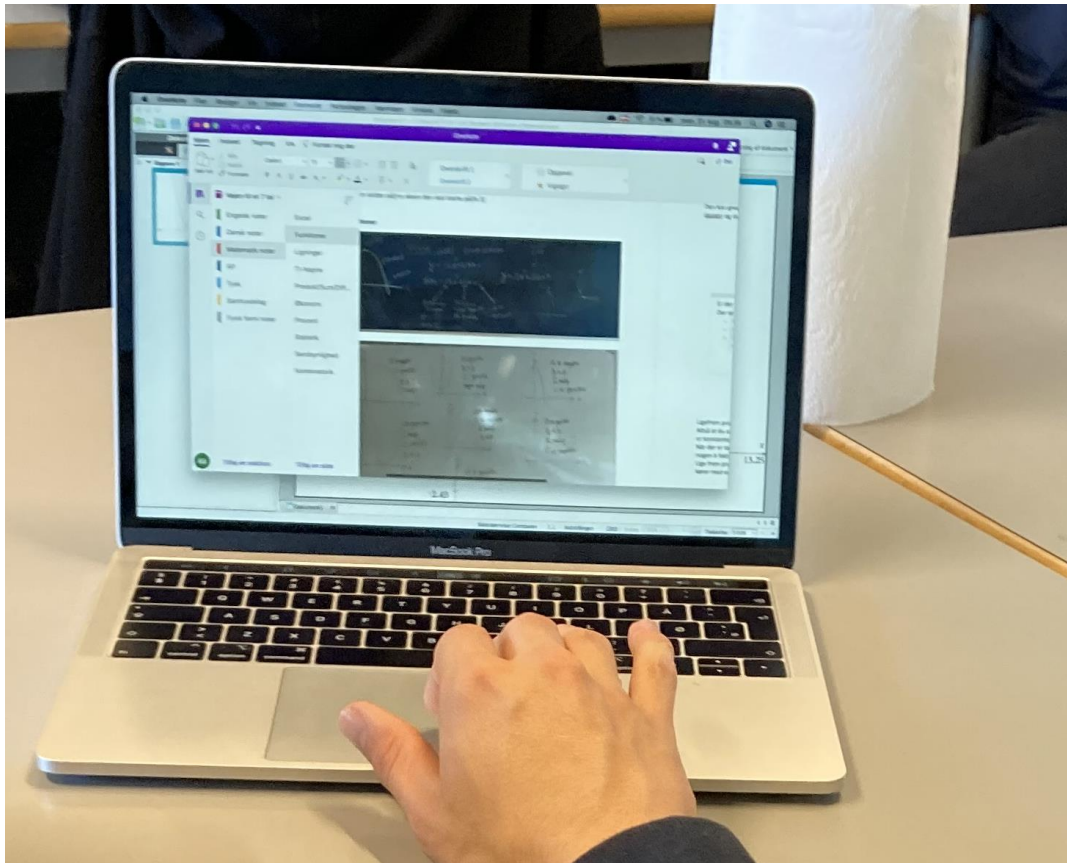


The sole responsibility for the content of the content of this publication lies with the authors. It does not necessarily reflect the opinion of the EU.

The pictures attached show students initial work with writing notes on what they knew already, looking for answers online, looking up old notes from lower secondary, Khan academy videos, initial experiments with TI Nspire and the final board showing the institutionalization written by the teacher.







Grenzwert für tabel

$$51 / 7100 \text{ g} = 139,215686 \text{ g}$$

↓  
 $100 \text{ kg} \rightarrow 100.000 \text{ g}$

↓  $100.000 / 139,215686 = 718,309861$  abler  
 $\approx 718$  abler

The blackboard contains the following content:

- Number Line 1:** A number line with points  $-4$ ,  $0$ , and  $4$ . A large arc connects  $-4$  and  $4$ . Below it, the equation  $4 + (-4) = 0$  is written.
- Number Line 2:** A number line with points  $-12$ ,  $-4$ ,  $-4$ , and  $-4$ . Three smaller arcs connect  $-4$  to  $-4$ . Above it, the equation  $3 \cdot (-4) = (-4) + (-4) + (-4)$  is written.
- Equations:**
$$\begin{aligned} -3(-4) + 3(-4) \\ &= (-3+3) \cdot (-4) \\ &= 0 \cdot (-4) = 0 \end{aligned}$$
- Coordinate System:** A Cartesian coordinate system with a line  $y = -2x$  passing through the origin. Points  $(-2, 4)$  and  $(-2, 6)$  are marked on the line.
- Table:**

x	-2x
1	-2
2	-4
3	-6
4	-8
5	-10
6	-12